

LBJ



Student & Parent Orientation


Monday, July 29, 2024
LBJ school cafeteria



Tamuning Elementary School

Student & Parent Orientation

Monday, July 29, 2024
Room C201



A central chalkboard with a wooden frame is surrounded by various school supplies. On the left side, from top to bottom, there are two crayons (yellow and pink), a yellow ruler, a laptop, a yellow pencil, and a pair of red scissors. On the right side, from top to bottom, there are two crayons (yellow and pink), a yellow ruler, a laptop, a yellow pencil, and a pair of red scissors. At the bottom center of the chalkboard, there are two pieces of chalk, one pink and one light blue.

LBJ & TamES Principal

Mrs. Geraldine D. Quejado

LBJ & TamES Assistant Principal

Mrs. Leanna Smartt

School Resource Officer (SRO)

Jerry Grantham (LBJ &
TamES)

LBJ Staff

Administrative Assistant

-Ms. Billie Jean Materne

School Aides

-Ms. Vanessa Diego
-Mr. Jaime Borja

Teacher Assistants

-Ms. Kerida Yoshida
-Ms. Carmen Cabot
-Ms. Lauren Leon Guerrero
-Ms. Vanessa Burkhart

Pilot Pre-K Aide

Ms. Jaynace Terrazas

GATE Pre-K Aides

-Mr. Bryen Cruz
-Ms. Irene Poblete

ECSE Pre-K Aides

-Ms. Rosemarie Guerrero
-Mr. Jay Kay Martin

1:1 Aides

-Mr. Andrew San Nicolas
-Mr. Jacob Camacho

LBJ Faculty

Universal Pre-K

-Mrs. Nikka Yaya

GATE Pre-K

-Mrs. Vanessa Leon Guerrero
-Mrs. Barbara Cayanan

ECSE Pre-K

- Mrs. Rlynn Tablan

Kindergarten

-Mrs. Jackie Han
-Ms. Liwanag Dominguez
-Mrs. Lanee Lim Mendiola
-Dr. Jacia Castaneda
-Mrs. Cathy Sayama

1st Grade

-Ms. Lorelei Nelson
-Ms. Michelle Luzano
-Mrs. Brigid Borja
-Mr. Donovan Leon Guerrero

TamES Staff

Administrative Assistant

Mrs. Donna Angoco

Computer Operator

Mrs. Louise Cruz

Staff

- Ms. Janice Basa
- Ms. Mercy Lizama
- Ms. Alvy Puno
- Mr. Randy Figueroa
- Ms. Vanessa Quenga
- Ms. Grace Cruz
- Mr. Duane Naputi

Teacher Assistants

- Ms. Jasmin Sambrano
- Ms. Liz Alexander
- Ms. Salie Garcia
- Ms. Monique Alconaba

1:1 Aides

- Ms. Liberty Santos
- Ms. Marilynrose Tudela
- Ms. Rose Centeno
- Ms. Catherine McKeever
- Mr. Ryan Lizama
- Mr. Tom Calvo

TamES Faculty

2nd Grade

- Ms. Charlene Gumataotao
- Ms. Jasmin Almandres
- Mrs. Lisa Gulac
- Mrs. Vernalyn Guerrero

3rd Grade

- Mrs. Michelle Masnayon
- Mrs. Jennifer Artero Rios
- Mr. Eric Bamba
- Mr. Vicente Francisco

4th Grade

- Mr. Mathew Barcinas
- Mrs. Gay Marie Mapilisan
- Mrs. Renica Taijeron
- Ms. Geraldine Quitano
- Mrs. Shaniece Quitugua

5th Grade

- Mrs. Andrea Espinal
- Ms. Bobbie Babauta
- Mrs. Sharon May Cabrera
- Ms. Janel Jose
- Mrs. Beverley Lizama-Merfalen

Support Programs

CHamoru Teachers	<ul style="list-style-type: none">-Sinora Lorenza Muna-Sinora Yvonne Toves-Sinorita Mariana Guzman-Sinora Remedios Chargualaf
GATE	<ul style="list-style-type: none">-Mrs. Carmel Aguon (LBJ)-Mrs. Annie Arevalo (TamES)-Mrs. Lolita Chan (TamES)
SPED	<ul style="list-style-type: none">-Mrs. Rosemarie Herrera-Duenas (LBJ)-Ms. Bianca Nguyen (TamES)-Mrs. Stephanie Cruz (TamES)
ESL	<ul style="list-style-type: none">-Mrs. Laura Lujan (LBJ)-Ms. Alexandra Mandapat (TamES)-Mr. Patrick Tanaka (TamES)
Librarians	<ul style="list-style-type: none">-Mrs. Mariesa Griffith (LBJ)-Mrs. Ann Dacanay (TamES)
School Counselor	<ul style="list-style-type: none">-Mrs. Lynnette Quitugua
School Health Counselors	<ul style="list-style-type: none">-Nurse Claire (LBJ)-Nurse Tess (TamES)




GDOE Vision Statement

Every student: Responsible, Respectful,
and Ready for life.

GDOE Mission Statement

Our educational community prepares
all students for life, promotes
excellence, and provides support.






LBJ Vision Statement

Every student will exit LBJ Elementary School prepared and eager to take on the challenges of the next grade level and beyond.

LBJ Mission Statement

Lyndon Baines Johnson Elementary School will provide each student with a safe and enjoyable learning environment. Each student will be prepared academically, socially, emotionally, and physically to meet the challenges of the millennium.






TamES Vision Statement

Every student: Responsible, Respectful,
and Ready for life.

TamES Mission Statement

We strive to be well-rounded and responsible citizens, who show respect for ourselves, others, and our community, who behave appropriately, reach for academic excellence, set goals and work towards them, communicate effectively, and serve others willingly in order to build a better world.



LBJ & TamES SLOs

Live a Healthy Lifestyle

Express Creativity

Achieve Expected Standards and Objectives

Respect Ourselves, Others, and the Community

Navigate into Technology

GDOE Calendar SY 24-25

You may find the GDOE
calendar on the GDOE
website at

<https://www.gdoe.net/> or
on our school website at
[http://lbjtames.weebly.co](http://lbjtames.weebly.com)
m.

Department of Education SCHOOL CALENDAR SY 2024-2025		
August 2, 2024	Friday	Teacher Workday #1
August 5-7, 2024	Monday-Wednesday	Professional Development (PD #1, #2, #3) - NO CLASSES
August 8, 2024	Thursday	FIRST DAY OF CLASSES/1st Semester Begins
August 6-14, 2024	Tuesday-Wednesday	Head Start Pre-Service Professional Development - NO CLASSES
August 15-16, 2024	Thursday-Friday	Head Start Parent-Child Day
August 19, 2024	Monday	Head Start FIRST DAY OF CLASSES
September 2, 2024	Monday	HOLIDAY - Labor Day
September 16, 2024	Monday	Head Start (Home Visits and Screening) - NO CLASSES
October 9, 2024	Wednesday	1st Semester Midterm JPTSA - End of 1st Block
October 23, 2024	Wednesday	Elementary School/Head Start Parent-Teacher Conference
October 24, 2024	Thursday	Middle School Parent-Teacher Conference
October 25, 2024	Friday	High School/JPTSA Parent-Teacher Conference
November 1, 2024	Friday	HOLIDAY - All Souls Day
November 5, 2024	Tuesday	Professional Development (PD #4) - NO CLASSES
November 11, 2024	Monday	HOLIDAY - Veterans Day
November 28, 2024	Thursday	HOLIDAY - Thanksgiving Day
November 29, 2024	Friday	Flexible Make-Up Day #1
December 9, 2024	Monday	HOLIDAY - Santa Marian Kamalen Day
December 19, 2024	Thursday	End of 1st Semester JPTSA - End of 2nd Block
December 20, 2024	Friday	Flexible Make-Up Day #2
December 23, 2024- January 3, 2025	Monday-Friday	RECESS - NO CLASSES
RR SCHOOL DAYS		
January 1, 2025	Wednesday	HOLIDAY - New Year's Day
January 6, 2025	Monday	Professional Development (PD #5) - NO CLASSES
January 7, 2025	Tuesday	Classes Resume - 2nd Semester Begins
January 9, 2025	Thursday	1st Semester Grades Due at the End of the Duty Day
January 17, 2025	Friday	Elementary School/Head Start Parent-Teacher Conference
January 20, 2025	Monday	HOLIDAY - Martin Luther King Jr. Day
February 10, 2025	Monday	Professional Development (PD #6) - NO CLASSES
March 3, 2025	Monday	HOLIDAY - Guam History and Chamorro Heritage Day
March 11, 2025	Tuesday	2nd Semester Midterm JPTSA - End of 3rd Block
March 21, 2025	Friday	Middle School Parent-Teacher Conference
March 24, 2025	Monday	High School/JPTSA Parent-Teacher Conference
April 14-18, 2025	Monday-Friday	RECESS - NO CLASSES
April 21, 2025	Monday	Professional Development (PD #7) - NO CLASSES
April 22-May 16, 2025	Tuesday-Friday	Districtwide - Assessment Testing Window
May 5, 2025	Monday	Head Start (Transition to Kinder and Home Visits) - NO CLASSES
May 20, 2025	Tuesday	LAST DAY OF CLASSES/End of 2nd Semester JPTSA - End of 4th Block
May 21, 2025	Wednesday	Professional Development (PD #8) - NO CLASSES
May 22, 2025	Thursday	Teacher Workday #2 2nd Semester Grades Due at the End of the Duty Day
R6 SCHOOL DAYS		
May 23, 2025	Friday	SCHOOL VACATION BEGINS

LBJ Bell Schedule

LYNDON B. JOHNSON ELEMENTARY SCHOOL

SY 2024 - 2025

Bell Schedule

7:15 a.m.

Arrival of Students

FOR SAFETY PURPOSES, STUDENTS MUST NOT BE ON CAMPUS PRIOR TO 7:15 A.M.

8:15 a.m.

Teacher Reporting Time & Class Preparations

8:30 a.m.

Instruction Begins

MORNING RECESS TIMES

9:45-10:00 a.m.

Pre-Kindergarten Recess

10:00-10:15 a.m.

Kindergarten Morning Recess

10:15-10:30 a.m.

1st Grade Morning Recess

LUNCH PERIODS

10:45 a.m.-11:30 a.m. F1, F2, TK2, F3

11:15 a.m.-12:00 p.m. K1, K2, K3, K4, K5

11:45 a.m.-12:30 p.m. F6, F7

12:15 p.m.-1:00 p.m. F4, F8, F9

2:43 p.m.

Dismissal

3:30 p.m.

School Office Closed

5:00 p.m.

End of ASPIRE

Tamuning Bell Schedule



TAMUNING ELEMENTARY SCHOOL

SY 2024 - 2025

Bell Schedule

7:15 a.m.

Arrival of Students

FOR SAFETY PURPOSES, STUDENTS MUST NOT BE ON CAMPUS PRIOR TO 7:15 A.M.

8:15 a.m.

Teacher Reporting Time & Class Preparations

8:30 a.m.

Instruction Begins

MORNING RECESS TIMES

10:00-10:15 a.m.

Primary Morning Recess (2nd Grade & 3rd Grade)

10:15-10:30 a.m.

Intermediate Morning Recess (4th Grade & 5th Grade)

LUNCH PERIODS

11:30 a.m.-12:15 p.m. 2nd Grade Lunch Period

11:45 a.m.-12:30 p.m. 3rd Grade Lunch Period

12:00 p.m.-12:45 p.m. 4th Grade Lunch Period

12:15 p.m.-1:00 p.m. 5th Grade Lunch Period

2:43 p.m.

Dismissal

3:30 p.m.

School Office Closed




School Policies and Procedures

- School Hours
 - Elementary school day starts at 8:30am and ends at 2:43pm.
- Gate Open/Close Times
 - School gates open at 7:15 a.m. for students. To ensure our students' safety, LBJES drop-off and top entrance gate will be closed from 8:30 a.m. to 2:30 p.m. TamES exit gate will be closed from 8:30 a.m. to 2:30 p.m.



School Policies and Procedures

- Visiting Your Child
 - GDOE policy mandates that all visitors and parents must sign-in at the Main Office.
 - Student Release
 - Students leaving campus for medical or other reasons prior to the end of the day must be signed-out at the Main Office by the parent/guardian.
- 



School Policies and Procedures

- Student Enrollment
 - Student verification forms require 24-hour turnaround time.
- Student Withdrawal or Transfer
 - Parents withdrawing or transferring children must provide advanced notice of at least three instructional days.



School Policies and Procedures

Student Emergency Information

- Student emergency information card must be completed. Please contact the office if any information needs to be updated.

Student Identification Card


- An identification card for Pre-Kindergarten through Second Grade students should be attached to their shirt. The card should include the child's full name, transportation type, classroom number, and teacher's name. The back should include the school name, contact person, and home address.

School Policies and Procedures

- Tobacco & Alcohol-Free Zone
 - The school strictly prohibits smoking, vaping, drugs, tobacco, and alcohol possession/consumption.



School Policies and Procedures

- Student Dress Code (Board Policy 401)
 - Uniforms are mandated for all students.
 - Uniforms may be purchased at Royal Bics.
 - Students have the option to wear appropriate bottoms.
 - Reminder: No short shorts
 - All students are required to wear closed-toe footwear.
 - **No jackets, hoodies, or backpacks/purses allowed on the playground**
 - **Jackets with hoods are allowed in the classroom only**
 - CAPS OR HATS may be worn on approved Spirit Days ONLY, when in line with the Spirit Day criteria.
- 



School Policies and Procedures


Textbook

- Students are expected to take good care of their textbooks.

Student Homework


- Teachers may assign homework. Students complete and submit when due.

Lost and Found

- Items will be placed in the Main Office. Personal belongings should be labeled with your child's name.
 - School will not be responsible for any lost items.
- 



School Policies and Procedures

- Field Trips
 - Field trips *may* be scheduled during the school year.
 - A written consent by parents/guardians is required, permission given over the phone will not be accepted.
- 

School Meals

- Under the Community Eligibility Provision (CEP), breakfast and lunch is at no cost to all students.
- Foods with Minimal and Minimum Nutritional Value (Board Policy 705)
 - Send children to school with healthy foods & snacks.
 - No classroom parties
 - Non-edible treats are to be sent in gift baggies for holidays or birthdays.

Attendance

- Student Attendance Area (Board Policy 318)
 - Must attend school in the area parent/guardian resides in.
- Tardies
 - Students who arrive after 8:30 am are considered tardy.
 - Students must go to the main office to get a tardy slip before reporting to class.

Attendance

- Parents/guardians must provide a note to the teacher upon returning to school. Include the following:
 - Student name
 - Date(s) of absence(s)
 - Reason for absence
 - Parent signature
- 3 or more absences requires a doctor's note.
- Absences must have a valid reason and/or teacher/admin discretion in order to be excused.

Attendance

- Partial Absences
 - If your child is picked up before 11am, your child will be considered absent.
- Referrals for Non-compliance with Attendance Policy
 - Excessive absences, unexcused absences, and habitual tardiness will be reported to the School Resource Officer (SRO) for appropriate action.


Attendance

- Extended / pre-arranged Absences:
- Parent/guardian must complete a pre-arranged absence form
 - Pick up the form from the main office
 - Include airline tickets/itinerary, doctor's certification, etc.
 - Submit it to your child's teacher
 - Teacher will review, sign, submit to Principal for approval.
- If the pre-arranged absence exceeds 25 days, he/she will need to withdraw from school and enroll within the school district where they will be. Otherwise a doctor's certification is required to justify the absence(s).



Daily Arrival and Dismissal Procedures

- Student Transportation

- Indicate mode of transportation (bus, car, walker) on Student Information Sheet
 - ***Changes in mode of transportation, bus, bus station, or designated person for pick-up must be reported in writing to the school office.***
 - ***Phone calls will NOT be entertained for any changes in mode of transportation.***
- 

Daily Arrival and Dismissal Procedures

- Bus Riders
 - *Students are expected to be safe, respectful, and responsible on the bus.*
 - It is recommended that an adult is with your child before and after the bus pick up/drop off.
 - Any change in mode of transportation should be in written form. Telephone communication will not be accepted.

Daily Arrival and Dismissal Procedures

- LBJ Campus (Car Riders)
 - Display a sign/placard of your child/children's name(s) and names of other students (carpooling) on the windshield or dashboard.
 - At the lower gate of LBJ campus (K-square)
 - form a single car line and await drop off and dismissal in that area.
 - For safety, organization, and speed, parents /guardians please remain in car to drop or pick up their child during arrival or dismissal time.
 - Your child/children will be brought to/removed from your vehicle.
 - Ensure students have seat belts on
 - **For safety reasons,** PLEASE turn right after exiting lower LBJ entrance.
 - Proceed all the way through Archbishop Flores' Loop to your destination.
 - **DO NOT ENTER THE CENTER LANE AND TURN LEFT TO AVOID THE LOOP.**

Daily Arrival and Dismissal Procedures

- Car Riders
 - LBJ:
 - Drop-off and/or pick up is located at the lower gate (on Chalan San Antonio).
 - TamES:
 - Designated drop-off area for 4th and 5th grade is Bldg. A
 - Designated drop-off for 2nd and 3rd grade is Bldg. C.
 - Designated pickup area for all grades is Bldg. C.
 - For safety reasons for all students, please follow above guidelines.
 - **For the safety of all students, students must not be dropped off before 7:15am and picked-up no later than 3:00pm.**

Daily Arrival and Dismissal Procedures

- TamES Campus
 - Vehicles are to wait outside the main gate entrance (along the lane closest to the sidewalk) until the buses are released/leave campus, before proceeding on campus to the drop off area (Bldg. A/C) or pick-up area (Bldg. C).
 - **Parents will not be allowed to exit their vehicle to drop off or pick up their child/children during arrival or dismissal time.**
 - After buses depart campus, parents are to form a single car line awaiting dismissal and proceeding through the car rider path; follow the flow of traffic
 - A sign/placard of your child/children's name(s) and names of other students (carpooling) must be displayed in the windshield or dashboard

A central chalkboard with a wooden frame is surrounded by various school supplies. On the left side, there are two crayons (yellow and pink), a yellow ruler, a laptop, a yellow pencil, and a pair of red scissors. On the right side, there are two crayons (yellow and pink), a yellow ruler, a laptop, a yellow pencil, and a pair of red scissors. At the bottom center of the chalkboard, there are two pieces of chalk, one pink and one light blue.

Daily Arrival and Dismissal Procedures

Car riders must be picked up by 3:00pm. After 3:00pm, students will be brought to the office. Parents are then required to sign their child out in the late pick-up log. After three **(3)** late pick-ups, parents will meet with administrator.

Student Support Services

- School Health Counselor
 - Do not send your child to school if he/she is sick.
 - In the event your child is ill or has an accident requiring medical attention, you will be contacted so that you may take your child home or to the clinic.
- Medication
 - Medication will not be administered to any child by the school nurse without written authorization from the parents or guardians. If your child is on medication, please complete the “Medication Consent Form.”

Support Programs

- Library
- CHamoru
- School Counseling
- English as a Second Language (ESL)
- Gifted and Talented Education (GATE)
- Special Education (SPED)

Grading Policy

Pilot Pre-Kindergarten Grade Scale

B=Beginning

D=Developing

P=Progressing

- = Not taught at this time

K-5th Grade Report Card Grade Scale

Tiered grading system

3.6 – 4.0 = A+

3.0 – 3.5 = A

2.8–2.9 = B+

2.5 – 2.7 = B

2.0 – 2.4 = C+

1.5 – 1.9 = C|

1.0 – 1.4 = D

Below 1.0 = F

NE - no grade/ no evidence

GATE Pre-Kindergarten Grade Scale

3= Proficient

2= Approaching Proficient

1= Below Proficient

/= Not Assessed

Citizenship and Life Readiness Skills

(4) Excellent

(3) Satisfactory

(2) Needs Improvement

(1) Unsatisfactory

(N) Not Enough Evidence

(/)No Evidence, or No Effort

School Wide Discipline

- PBIS
 - LBJ & TamES have adopted the PBIS (Positive Behavioral Interventions Support) initiative. It is a team-based systemic approach in teaching the behavioral expectations throughout the schools. It is based on a proactive model which teaches appropriate behaviors, reinforces, and recognizes children who can model these behaviors.

School-Wide Discipline



LBJ Elementary School-wide Behavioral Expectation



	Be Safe	Be Respectful	Be Responsible
	<ul style="list-style-type: none"> Enter and exit quietly in a single line Walk at all times Keep hands and feet to yourself Use materials properly 	<ul style="list-style-type: none"> Use kind words Take care of school property Listen and follow directions 	<ul style="list-style-type: none"> Come prepared Stay on task Give your best effort Be an active listener
	<ul style="list-style-type: none"> Flag yourself back forward and walk in a single file line Keep hands and feet to yourself Walk on the yellow line on the right side 	<ul style="list-style-type: none"> Use good manners Walk quietly Follow adult directions 	<ul style="list-style-type: none"> Throw trash in bin Stay in designated area Report to class on time
	<ul style="list-style-type: none"> Play in designated areas safely Use equipment properly Leave rocks and sticks on the ground Tell an adult when someone needs help or gets hurt 	<ul style="list-style-type: none"> Use kind words and actions Take turns—share with others Follow adult directions 	<ul style="list-style-type: none"> Keep playground clean Return equipment Line up when bell rings or whistle blows
	<ul style="list-style-type: none"> Walk and hold your tray with both hands Stay seated while eating Clean up after yourself 	<ul style="list-style-type: none"> Use inside voices Keep food in mouth and on tray Stay excuse me, please, and thank you Use inside voices Wait your turn Keep walls and floors clean 	<ul style="list-style-type: none"> Bring lunch pails or money Stay in designated tables until dismissed Wash hands with soap Go back to assigned area
	<ul style="list-style-type: none"> Enter and exit quietly Leave lights on Report accidents or mess to an adult 	<ul style="list-style-type: none"> Use restroom properly Flush toilet Wash hands with soap Go back to assigned area 	
	<ul style="list-style-type: none"> Enter and exit quietly Keep feet and hands quiet and to yourself Follow adult directions 	<ul style="list-style-type: none"> Speak softly and use kind words Take turns Read silently Raise hands for adult attention 	<ul style="list-style-type: none"> Treat books and materials with care Return books when due Tag your books when walking in the hallways
	<ul style="list-style-type: none"> Ask for help Sit and wait patiently 	<ul style="list-style-type: none"> Use kind words and actions Use inside voices 	
	<ul style="list-style-type: none"> Keep hands and feet to yourself Sit quietly (cross-cross-applesauce) 	<ul style="list-style-type: none"> Stay seated Focus on speaker/leader Use kind words and actions 	<ul style="list-style-type: none"> Participate when asked Listen when someone is speaking Stay with your class
	<ul style="list-style-type: none"> Walk quietly Wait to be called Stay seated at assigned area 	<ul style="list-style-type: none"> Follow directions Be alert while waiting Keep hands, feet and bags to yourself 	<ul style="list-style-type: none"> Be on time Be alert while waiting for your ride Wait for adult to escort you to car/buses
	<ul style="list-style-type: none"> Follow all rules/laws Follow bus expectations 	<ul style="list-style-type: none"> Use kind words and actions Help others when needed Treat things/people with care Listen to adult directions 	<ul style="list-style-type: none"> Clean up after yourself Reduce, Reuse, Recycle

Tamuning Elementary School-wide Behavioral Expectations



	Be Safe	Be Respectful	Be Responsible
	<ul style="list-style-type: none"> Enter and exit quietly Remain seated at all times Keep all body parts and objects in the bus Walk quietly to designated area (cafeteria or holding area) Stay seated at assigned area Wear uniform daily properly 	<ul style="list-style-type: none"> Wait patiently in line to get on or off the bus Keep hands and feet to yourself Speak softly and use kind words Follow adult directions Speak softly Keep hands, feet and bags to yourself 	<ul style="list-style-type: none"> Report any inappropriate behavior to Bus Driver and/or adult Throw trash in trash bin when entering or exiting the bus Be on time Report any inappropriate behavior to supervising adult(s) Keep area clean: Throw trash in designated bins Wait for adult to escort you to class
	<ul style="list-style-type: none"> Keep to the right side of the hallway when passing Walk in a single file line Walk directly to your designated area 	<ul style="list-style-type: none"> Use good manners & kind words Keep hallways quiet during instructional time Follow adult directions Keep hands and feet to yourself 	<ul style="list-style-type: none"> Throw trash in bin Remain in designated area Have a hallway pass after getting permission to leave the classroom
	<ul style="list-style-type: none"> Keep to the right side of the stairway when passing Hold on to the stairway rails Walk up or down the stairs using each step 	<ul style="list-style-type: none"> Use good manners & kind words Keep stairways quiet Follow adult directions Keep hands and feet to yourself 	<ul style="list-style-type: none"> Keep stairways clear Have a hallway pass after getting permission to leave the classroom
	<ul style="list-style-type: none"> Enter and exit quietly Walk at all times Keep hands and feet to yourself Use materials properly 	<ul style="list-style-type: none"> Use kind words Take care of school property Listen and follow directions Raise your hand to get your teacher's attention 	<ul style="list-style-type: none"> Come prepared Stay on task Give your best effort Be an active listener Throw trash in trash bin Use restroom properly Flush toilet Wash hands with soap Go back to assigned area when finished Have a bathroom pass during instructional time Report any vandalism or inappropriate behavior to an adult
	<ul style="list-style-type: none"> Enter and exit quietly Leave lights on Keep un-used stalls unlocked 	<ul style="list-style-type: none"> Use inside voices Wait your turn Keep walls and floors clean Keep hands and feet to yourself 	<ul style="list-style-type: none"> Keep playground clean Return equipment Line up when bell rings or whistle blows
	<ul style="list-style-type: none"> Play in designated areas safely Use equipment properly Leave rocks and sticks on the ground Tell an adult when someone needs help or gets hurt Wait in your designated line Walk in the cafeteria at all times Hold your tray with both hands Stay seated while eating 	<ul style="list-style-type: none"> Use kind words and actions Take turns and play fair, share with others Follow adult directions Use Conflict Stoppers and "I Messages" 	<ul style="list-style-type: none"> Bring lunch pails Stay in designated tables until dismissed Clear your tray and throw trash in the garbage can Throw trash in designated trash bins Treat books and materials with care Return books when due
	<ul style="list-style-type: none"> Enter and exit quietly Walk at all times Keep hands and feet to yourself Sit and wait patiently 	<ul style="list-style-type: none"> Use kind words Take care of technology equipment Listen and follow directions Use kind words and actions Use inside voices Follow adult directions Raise hand for adult attention 	<ul style="list-style-type: none"> Come prepared Stay on task Give your best effort Be an active listener
	<ul style="list-style-type: none"> Enter and exit quietly Walk at all times Keep hands and feet to yourself Sit and wait patiently 	<ul style="list-style-type: none"> Use kind words Take care of technology equipment Listen and follow directions Use kind words and actions Use inside voices Follow adult directions Raise hand for adult attention 	<ul style="list-style-type: none"> Come prepared Stay on task Give your best effort Be an active listener
	<ul style="list-style-type: none"> Enter and exit quietly Walk at all times Keep hands and feet to yourself Sit and wait patiently 	<ul style="list-style-type: none"> Use kind words Take care of technology equipment Listen and follow directions Use kind words and actions Use inside voices Follow adult directions Raise hand for adult attention 	<ul style="list-style-type: none"> Come prepared Stay on task Give your best effort Be an active listener
	<ul style="list-style-type: none"> Enter and exit quietly Walk at all times Keep hands and feet to yourself Sit and wait patiently 	<ul style="list-style-type: none"> Use kind words Take care of technology equipment Listen and follow directions Use kind words and actions Use inside voices Follow adult directions Raise hand for adult attention 	<ul style="list-style-type: none"> Come prepared Stay on task Give your best effort Be an active listener
	<ul style="list-style-type: none"> Enter and exit quietly Keep hands and feet to yourself Remain with class at all times 	<ul style="list-style-type: none"> Remain seated Focus on speaker/leader Use kind words and actions Follow adult directions Wait for teacher/presenter's signal to leave Raise hand to get adult's attention Follow adult directions Speak softly Keep hands, feet and bags to yourself 	<ul style="list-style-type: none"> Wait for adult to escort you to car/buses Report any inappropriate behavior to adults Car Riders remain alert while waiting for your ride
	<ul style="list-style-type: none"> Walk quietly to designated dismissal area Bus Riders walk to assigned bus or wait in assigned area Car Riders stay seated in assigned area Car Riders wait to be called 		

School-Wide Discipline

- An Incident Report will be completed for minor offenses.
- Behaviors that warrant an Office Discipline Referral (ODR):
 - Inappropriate language, bullying, harassment, disrespect, disruption, physical aggression, theft, vandalism, property damage, use/possession distribution and/or drugs, etc.
 - Actions may not necessarily be given in the following order: Conference with student, Warning, Reprimand, Loss of Privileges, Parent Contact, Parent Shadowing, In-School/Out of School Suspension, etc.

School-Wide Discipline

- Items Prohibited on School Campus
 - Items that are hazardous, harmful to others, or which may interfere with instructional time and school operations are prohibited. These items may include, but are not limited to: expensive jewelry, electronic games, knives, matches, lighters, cigarettes, vapes, etc.

School-Wide Discipline

- Student Bullying/Cyber-Bullying (Board Policy 409)
 - Cyber-bullying is defined as “the use of any electronic communication device to harass, intimidate or bully” another individual. Harassment, intimidation, or bullying will not be tolerated.

Assessment

- Interim Assessments-
 - Kindergarten to 5th Grade:
 - Reading and Math - AIMSWebPlus;
 - All subjects – School-based Classroom Common Assessments
- Summative/EOY Assessments
 - Kindergarten to 5th Grade:
 - Reading and Math – AIMSWebPlus
 - 3rd to 5th Grade: ELA and Math – Smarter Balanced

Positive Recognition/ Spirit Days

- Spirit Day Dress Outs
 - Students may be allowed (by the administration) to participate in “Dress Outs.
 - Details regarding respective Spirit Days will be shared in the schools’ monthly newsletter.
- Student Awards
 - Angels and Whales of the Month
 - Character of the Month

Emergency Drills

- Fire
- Earthquake
- Bomb Threat
- Lockdown
- Reverse Evacuation
- Shelter In Place

School Supplies

- LBJ & TamES - School supplies will be given. Teachers may request additional instructional supplies such as notebooks, paper, pencils etc. if needed.

School Website

<http://lbjtames.weebly.com>



Questions?



*Thank you for
joining us today!*